



# AUGUST 2023



In August, BARC's live release rate improved significantly, jumping almost 6% to get back above the 70s. This was the first month since March that the shelter saw a live release rate in the 80 percentage range, totaling 83.2%. The summer months have been tough for BARC, particularly at the start of kitten season. With the start of the Fiscal Year, BARC began making changes as well to the amount of animals it kept on property, pushing to max capacity. This did result in an immediate improvement to the live release rate.

## 83.2% TOTAL SAVE RATE

Save Rate = The percentage of animals who leave the shelter through adoption, return to owner, transfers to other organizations, or other lifesaving program

At this point in the calendar year, August's field intake numbers were only second to April, in terms of animals brought in by our enforcement team. BARC's total intake through August, for calendar year 2023, is also already more than 13,00 and is on pace to once again beat the previous year's numbers (BARC had a total intake of 17,533 animals in calendar year 2022).

### TOTAL INTAKE 1,741

#### INTAKE SOURCE\*

986

755

FIELD

OTC



\*Intake source is defined by the way in which a pet is brought to the shelter. FIELD are pets brought in by Animal Enforcement through service calls. OTC (Over The Counter) are pets brought to the shelter by community members doing an in person drop-off



## 4,737

TOTAL CALLS FOR SERVICE



## 2,882

TOTAL SERVICE CALLS COMPLETED



## 385

PETS ADOPTED INTO HOMES



## 73

PETS RETURNED TO THEIR OWNERS



## 778

PETS TRANSFERRED TO RESCUE



## 29

CATS WENT THROUGH TNR OR SNR

TNR = Trap Neuter Return  
SNR = Shelter Neuter Return

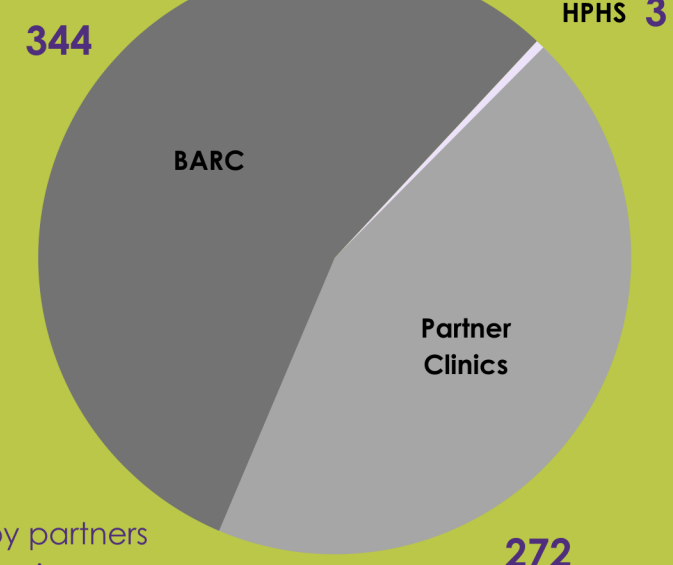
### SPAY & NEUTER TOTALS\*

#### BREAKDOWN

619 TOTAL

323 DOGS

296 CATS



\*Data based on surgeries reported by partners at time of report. Actual numbers may increase and reflect at end of fiscal year.



## 573

HOURS VOLUNTEERED



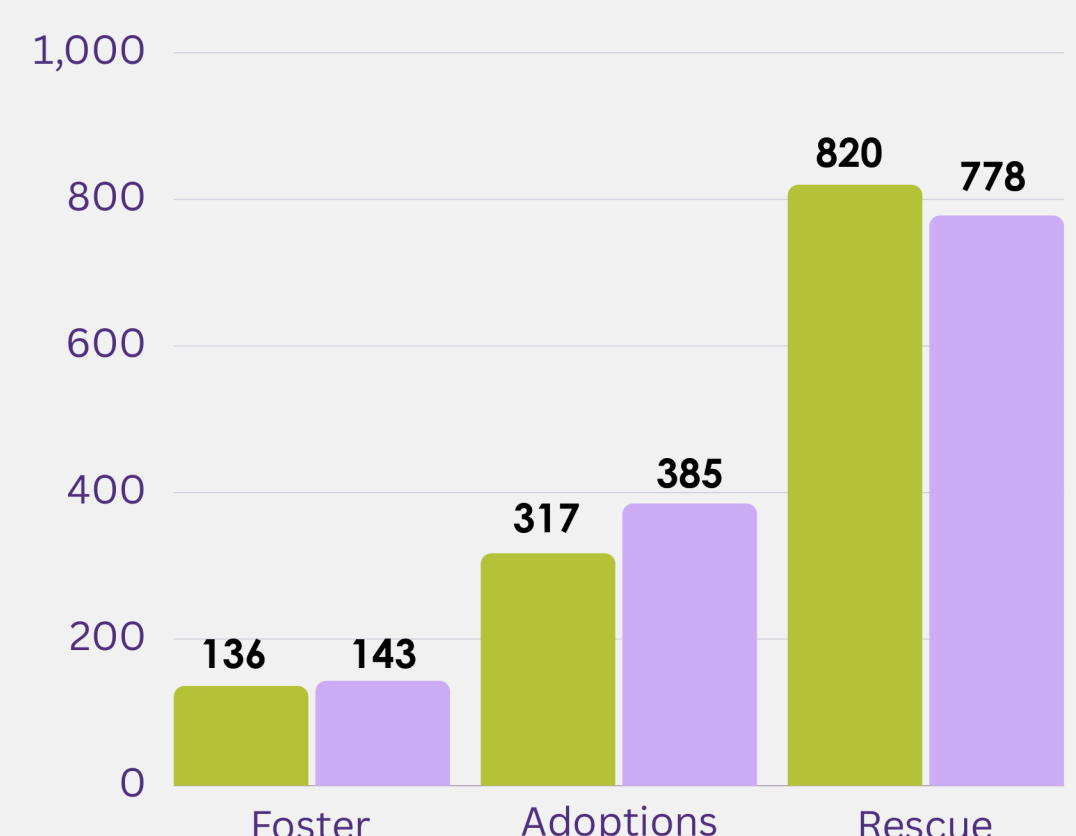
## 143

PETS FOSTERED

### COMPARING THE DATA

Great news, Houston! BARC saw an improvement over July in all outcome areas. Once again, August only trailed behind April, this time when it came to foster numbers. There is a correlation, when looking at higher intake months, between the amount of animals brought in and the amount of animals transferred through foster. Our hopes for the future are to see these numbers remain high, no matter the intake.

AUGUST 2022 AUGUST 2023



@BARCHOUSTON



@BARC\_HOUSTON



@BARC\_HOUSTON



WWW.HOUSTONBARC.COM



# SEPTEMBER 2023



September was another slight step back for BARC's live release rate, however, overall the number remained in the 80s, percentage-wise. This month, BARC started the first of several new pilot initiatives approved by Mayor Sylvester Turner in an attempt to improve the live release rate through the end of his administration and calendar year. This month, BARC began offering extended adoption hours to the public on Wednesdays and Thursday. Adopters, rescue groups, and fosters now have until 7 p.m. these nights to pick up animals from BARC.

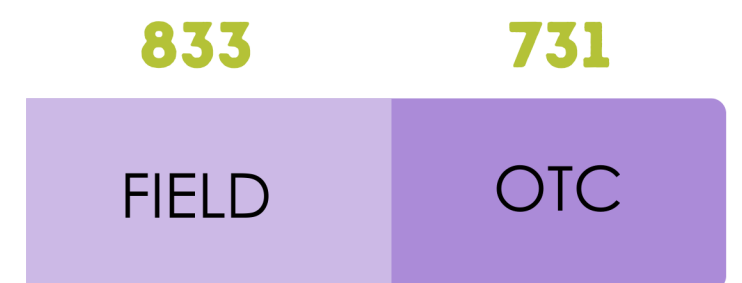
## 80.2% TOTAL SAVE RATE

Save Rate = The percentage of animals who leave the shelter through adoption, return to owner, transfers to other organizations, or other lifesaving program

Once again, field intake numbers were higher than the amount of animals brought into the shelter through "over the counter," which includes owners surrenders. BARC continues to follow a managed intake model, and the public is required to make an appointment for intake. Please note, BARC must accept any animal that is sick, injured, or fading.

### TOTAL INTAKE 1,587

#### INTAKE SOURCE\*



\*Intake source is defined by the way in which a pet is brought to the shelter. FIELD are pets brought in by Animal Enforcement through service calls. OTC (Over The Counter) are pets brought to the shelter by community members doing an in person drop-off



4,742  
TOTAL CALLS FOR SERVICE

2,689  
TOTAL SERVICE CALLS COMPLETED



290  
PETS ADOPTED INTO HOMES



67  
PETS RETURNED TO THEIR OWNERS



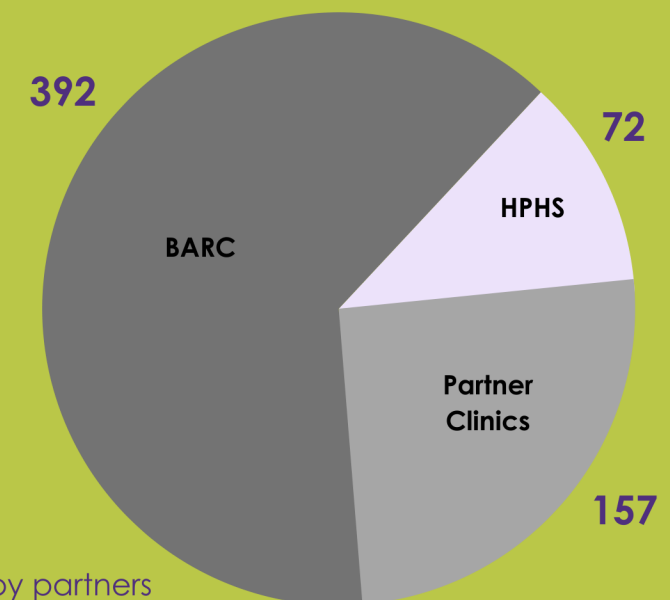
693  
PETS TRANSFERRED TO RESCUE



29  
CATS WENT THROUGH TNR OR SNR  
TNR = Trap Neuter Return  
SNR = Shelter Neuter Return

### SPAY & NEUTER TOTALS

BREAKDOWN  
620 TOTAL  
360 DOGS  
260 CATS



\*Data based on surgeries reported by partners at time of report. Actual numbers may increase and reflect at end of fiscal year.



485

HOURS VOLUNTEERED



118

PETS FOSTERED

### COMPARING THE DATA

Adoption and rescue numbers are slightly down behind the previous month's numbers, but they remain relatively consistent with previous year's numbers (especially foster). September rescue numbers were aided by another quarterly rescue rally, wherein BARC offers up to \$200 for each dog that a rescue tags from our Urgent Pets list. This incentive helps some rescues take animals that they otherwise wouldn't be able to.

SEPT 2022 SEPT 2023

